



New Products

MAY 2023

We are continually expanding our portfolio to meet your research needs. *Check out* the new products released this month!

HOT PRODUCTS

OLR1/LOX1 (E9C5A) Rabbit mAb #57946

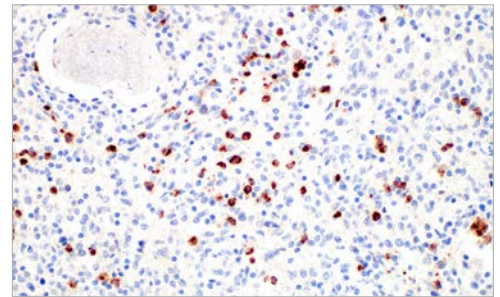
Specific markers for human PMN-MDSC

Oxidatively modified low-density lipoprotein (Ox-LDL) causes endothelial cell dysfunction and activation and contributes to atherosclerosis.

OLR1, also known as LOX1, was cloned and identified as a cell membrane receptor for Ox-LDL in vascular endothelial cells.

In addition, research studies show that OLR1/LOX1 is one of the most overexpressed genes in human polymorphonuclear myeloid-derived suppressor cells (PMN-MDSC) that regulate immune responses in cancer and is known a specific marker of human PMN-MDSC. Therefore, OLR1/LOX1 is known as a specific marker of human PMN-MDSC.

KEYWORDS: PMN-MDSC, Cancer, Ox-LDL



IHC-P: IHC analysis of paraffin-embedded normal human spleen using #57946.

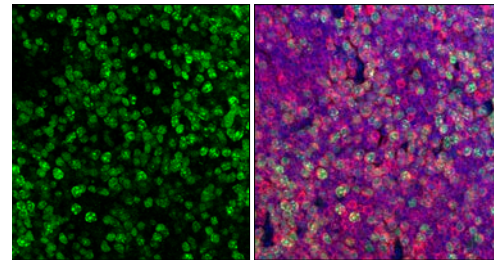
Ubiquityl-Histone H3 (Lys18) (E4D7R) Rabbit mAb #37771

Hemi-methylated DNA marker

Histone H3 is mono-ubiquitinated at Lys14/Lys18/Lys23 by UHRF1 and is deubiquitylated by USP7. UHRF1-mediated ubiquitylation of H3 at Lys14/Lys18/Lys23 (H3Ub) plays a critical role in maintaining DNA methylation states, as H3Ub recruits DNMT1 to hemi-methylated DNA at replication sites during S phase. Conversely, deubiquitylation of H3 by USP7 is believed to abrogate DNMT1 docking to chromatin when replication is complete.

Therefore, the interplay between UHRF1 and USP7 is believed to play a significant role in DNA methylation maintenance, and potential cancer therapies targeting USP7 are currently being investigated.

KEYWORDS: Hemi-methylated DNA, Histone modification, Cancer



IF-F: Confocal IF analysis of formaldehyde fixed frozen mouse thymus labeled with #37771 (left, green), CD3 (17A2) Rat mAb (APC Conjugate) #24265 (right, red), and ProLong Gold Antifade Reagent with DAPI #8961 (right, blue).



	PRODUCT	APPLICATIONS	REACTIVITY
Adhesion/ECM			
52899SF	Cathepsin D (E7Z4L) XP [®] Rabbit mAb (BSA and Azide Free)	WB, IHC-P, IF-F, IF-IC	M
68864SF	CD248 (E9Z7O) XP [®] Rabbit mAb (BSA and Azide Free)	WB, IHC-LB, IHC-P, IF-IC	H
66154SF	COL1A1 (E3E1X) Mouse mAb (BSA and Azide Free)	WB, IHC-LB, IHC-P, IF-IC	H
43306S	COL2A1 (E8S2S) Rabbit mAb	WB	H
30903S	Fibronectin/FN1 (E7F5X) Rabbit mAb	WB	M
35814SF	MMP-2 (D4M2N) Rabbit mAb (BSA and Azide Free)	WB, IHC-P, IF-IC	H
93029S	Tenascin C (E6N4L) Rabbit mAb	WB, IHC-P	H
Apoptosis			
41300S	Bax (E2Q7G) Rabbit mAb	WB, IP	H
41629S	Bcl-xl (54H6) Rabbit mAb (Alexa Fluor [®] 750 Conjugate)	FC-FP	H, M, R, Mk
49414SF	Fas (C18C12) Rabbit mAb (BSA and Azide Free)	WB, IHC-P	H
90057S	c-Myc (E5Q6W) Rabbit mAb (Alexa Fluor [®] 488 Conjugate)	FC-FP	H, M, R
Autophagy			
10709S	PhosphoPlus [®] Atg16L1 (Ser278) Antibody Duet	–	–
75959S	Phospho-Atg101 (Ser11) (E5Z5A) Rabbit mAb	WB	H, (M, R)
50936S	Phospho-ULK1 (Thr180) (E4N8N) Rabbit mAb	WB	M, (H, R)
Ca, cAMP and Lipid Signaling			
30167SF	CFTR (D6W6L) Rabbit mAb (BSA and Azide Free)	WB, IF-IC	H
50261SF	MCU (D2Z3B) Rabbit mAb (BSA and Azide Free)	WB, IF-F, IF-IC	H, M, R, Mk
15992S	S100A10 Antibody	WB	H, M
Cell Cycle / Checkpoint Control			
58111SF	Rad50 (E4J5R) Rabbit mAb (BSA and Azide Free)	IHC-LB, IHC-P	H
75864S	Phospho-Rb (Ser807/811) (D20B12) XP [®] Rabbit mAb (Pacific Blue [™] Conjugate)	FC-FP	H, M, R, Mk
50616S	SGO2 (E9K4N) Rabbit mAb	WB, IP, IHC-P, IF-IC	H
Chromatin Regulation / Nuclear Function			
46787S	ACTL6B/BAF53B (E5X8C) Rabbit mAb	WB	H, M, R
37771S	Ubiquitinyl-Histone H3 (Lys18) (E4D7R) Rabbit mAb	WB, IF-F, IF-IC	H, M, R
19893S	Menin (E5P1R) Rabbit mAb	WB, IP, IHC-P, ChIP	H, M, R, Mk
47577S	MLLT3 (E5Z7U) Rabbit mAb	WB, IP, IF-IC	H, M, R, Mk
37489S	MTA3 (E3X2E) Rabbit mAb	WB, IP, ChIP	H, M, R, Mk
27498SF	Topoisomerase IIa (D10G9) XP [®] Rabbit mAb (BSA and Azide Free)	WB, IHC-P, IF-IC, FC-FP	H, Mk
Cytoskeletal Signaling			
50047S	NUP210 (E9A5G) Rabbit mAb	WB	H, M, R, Mk
Developmental Biology			
48481S	GDF15/MIC1 (E4D3K) Rabbit mAb	WB, IF-IC	H
42844S	PEG10-RF1 (E8W3W) Rabbit mAb	WB	H, M, R
Glucose / Energy Metabolism			
61474SF	ABCG2 (D5V2K) XP [®] Rabbit mAb (BSA and Azide Free)	WB, IHC-P	H, M
Immunology and Inflammation			
26528S	Phospho-BLNK (Tyr84) (E6A9C) Rabbit mAb	WB	H
20099S	BST2 (E4N3W) XP [®] Rabbit mAb (Alexa Fluor [®] 488 Conjugate)	FC-L	H
36756S	BST2 (E4N3W) XP [®] Rabbit mAb (Alexa Fluor [®] 647 Conjugate)	FC-L	H
90615SF	CD48 (D7L8I) XP [®] Rabbit mAb (BSA and Azide Free)	WB, IHC-P	H
60432S	FcγRIIA (E3K8U) Rabbit mAb	WB	H
16992S	FcεRIA (E6D9L) Rabbit mAb	WB	M
90841S	G4S Linker (E7O2V) Rabbit mAb (Alexa Fluor [®] 532 Conjugate)	FC-L	All
18862S	G4S Linker (E7O2V) Rabbit mAb (Alexa Fluor [®] 555 Conjugate)	FC-L	All
39614S	G4S Linker (E7O2V) Rabbit mAb (Alexa Fluor [®] 594 Conjugate)	FC-L	All

	PRODUCT	APPLICATIONS	REACTIVITY
Immunology and Inflammation <i>(cont.)</i>			
40107S	G4S Linker (E702V) Rabbit mAb (Alexa Fluor® 700 Conjugate)	FC-L	All
65145SF	IL-6 (D5W4V) XP® Rabbit mAb (BSA and Azide Free)	WB, IF-IC, FC-FP	M
91618S	LAT (E3U6J) XP® Rabbit mAb (Alexa Fluor® 488 Conjugate)	FC-FP	H, M
64046S	β2-microglobulin (E8G2Q) Rabbit mAb	WB, IF-F, IF-IC, FC-FP	M
19600SF	PRAME (E711B) Rabbit mAb (BSA and Azide Free)	WB, IHC-LB, IHC-P, FC-FP	H
25685S	Phospho-Staf1 (Tyr701) (S8D6) Rabbit mAb (Alexa Fluor® 750 Conjugate)	FC-FP	H, M
20977S	Phospho-Staf3 (Tyr705) (D3A7) XP® Rabbit mAb (Alexa Fluor® 750 Conjugate)	FC-FP	H, M, R, Mk, (Hm, B, Pg, Hr)
69210S	Human Monocyte STING Activation Flow Cytometry Panel	FC-FP	H
99347S	TNF-R2 (E8D7P) Rabbit mAb (Alexa Fluor® 488 Conjugate)	FC-L	H
86380SF	Tox/Tox2 (E6G5O) Rabbit mAb (BSA and Azide Free)	WB, IF-F, IF-IC, FC-FP	H, M, R
46419S	Tox4 (E9U3L) Rabbit mAb (ChIP Formulated)	ChIP	H
25186S	Whitlow/218 Linker (E3U7Q) Rabbit mAb (Alexa Fluor® 532 Conjugate)	FC-L	All
85651S	Whitlow/218 Linker (E3U7Q) Rabbit mAb (Alexa Fluor® 555 Conjugate)	FC-L	All
61465S	Whitlow/218 Linker (E3U7Q) Rabbit mAb (Alexa Fluor® 594 Conjugate)	FC-L	All
72160S	Whitlow/218 Linker (E3U7Q) Rabbit mAb (Alexa Fluor® 700 Conjugate)	FC-L	All
Infectious Diseases			
96795S	SARS-CoV-2 Nsp2 (E3Q9Z) Rabbit mAb	WB	Vir
MAP Kinase Signaling			
47677S	ARK5 (E4T2A) Rabbit mAb	WB, IHC-P	H, M
87594SF	β-Arrestin 2 (C16D9) Rabbit mAb (BSA and Azide Free)	WB, IHC-P	H, M, R, Mk
32170SF	FosB (5G4) Rabbit mAb (BSA and Azide Free)	WB, IHC-P, IF-IC, FC-FP	H, M, R
88569S	Phospho-p44/42 MAPK (Erk1/2) (Thr202/Tyr204) (197G2) Rabbit mAb (Alexa Fluor® 750 Conjugate)	FC-FP	H, M, R, Mk, Mi, Dm, Z, Pg
67096S	SAPK/JNK (E7R5D) Rabbit mAb	WB	H, M, R
Metabolism			
39507SF	Enolase-2 (E7D7I) Rabbit mAb (BSA and Azide Free)	WB, IF-F, IF-IC, FC-FP	H, M, R
64943S	MESH1/HDDC3 (E2U8P) Rabbit mAb	WB	H, M
57946S	OLR1/LOX1 (E9C5A) Rabbit mAb	WB, IHC-P	H
35293S	Transferrin (E7F4T) Rabbit mAb	WB, IP	H
Motif Antibodies			
79589S	PTMScan® HS Pilot Succinyl-Lysine Motif (Succ-K) Kit	–	–
Neuroscience			
39325SF	AMPA Receptor 1 (GluA1) (D4N9V) Rabbit mAb (BSA and Azide Free)	WB, IF-F	M, R, (Mk, B, Dg)
60071S	BDNF (E5H5C) Rabbit mAb	WB, IP	H, M
35173SF	Brn2/POU3F2 (D2C1L) Rabbit mAb (BSA and Azide Free)	WB, IF-F	H, M, R
92284SF	CaMKII-α (6G9) Mouse mAb (BSA and Azide Free)	WB, IHC-P, IF-F, IF-IC	H, M, R
54007S	Cathepsin H (E6L4W) Rabbit mAb	WB	H, M, R
50326SF	CB1 Receptor (D5N5C) Rabbit mAb (BSA and Azide Free)	WB, IHC-P, IF-F	H, M, R
69734SF	CGRP (D5R8F) Rabbit mAb (BSA and Azide Free)	WB, IF-F, IF-IC	H, M, R
95214S	ENPP6 (E7P2Q) Rabbit mAb	WB	H, M, R
85715SF	MOG (E5K6T) XP® Rabbit mAb (BSA and Azide Free)	WB, IHC-P	H, M, R
62596SF	Myelin Basic Protein (D8X4Q) XP® Rabbit mAb (BSA and Azide Free)	WB, IHC-P, IF-F, IF-IC	H, M, R
66885S	Neurofilament-L (E4Z2P) Mouse mAb	WB, IP	H, M, R
53682SF	Neurofilament-M (E7L2T) Rabbit mAb (BSA and Azide Free)	WB, IHC-P, IF-F, IF-IC	H, M, R
85207SF	Neurogranin (E9L8D) Rabbit mAb (BSA and Azide Free)	WB, IF-F	H, M, R
60642SF	PSD95 (D74D3) XP® Rabbit mAb (BSA and Azide Free)	WB, IHC-P	H, M, R
36898S	Tau (E8G8H) Rabbit mAb	WB	H, M, R
98160SF	Phospho-Tau (Thr205) (E3E3B) Mouse mAb (BSA and Azide Free)	IHC-P	H

PRODUCT	APPLICATIONS	REACTIVITY
Neuroscience (cont.)		
42120SF TBR1 (D6C6X) Rabbit mAb (BSA and Azide Free)	IHC-P, IF-F	H, M, R
77349SF β 3-Tubulin (E9F3E) Mouse mAb (BSA and Azide Free)	WB, IHC-P, IF-F, IF-IC	H, M, R
50423SF VAMP2 (D6O1A) Rabbit mAb (BSA and Azide Free)	WB, IHC-P, IF-F, IF-IC	H, M, R
PI3K / Akt Signaling		
19391SF GSK-3 β (27C10) Rabbit mAb (BSA and Azide Free)	WB, IHC-P	H, M, R, Mk
RTK		
59840S Ron (E8M4A) Rabbit mAb	WB	H
Translational Control		
45656S G3bp1 (E8N8F) Rabbit mAb	WB, IP, IF-F, IF-IC	M, R
61689S RBM4 (E1Y2G) Rabbit mAb	WB, IP, IF-IC	H, Mk
5386S RBM8A (E5Z8T) Rabbit mAb	WB	H, M, R, Mk
29753S RPL15 (E3X8M) Rabbit mAb	WB	H, M, R
Related Products		
74319S Human IL-4 Recombinant Protein	–	–
29480S Protein L (APC Conjugate)	FC-L	H
10858S Human/Mouse TGF- β 3 Recombinant Protein	–	–

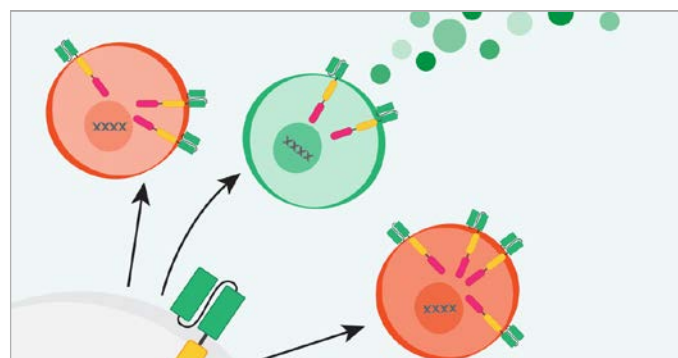
What's New at CST



CST® Antibodies Validated for Simple Western

CST optimized. Simply dilute the antibody to the recommended dilution, then run your standard Simple Western protocol. From traditional, to fluorescent, to in-cell, and now automated; CST is your go-to Western blotting antibody supplier.

cst-science.com/Q2-2023-info1



CAR-T Resources

Enable your preclinical research with this curated selection of immunotherapy products, including cytotoxicity assays. See the resources.

cst-science.com/Q2-2023-info2

For Research Use Only. Not for Use in Diagnostic Procedures.

© 2023 Cell Signaling Technology, Inc. CST, Cell Signaling Technology, and XP are registered trademarks of Cell Signaling Technology, Inc. All other trademarks are the property of their respective owners. Visit cellsignal.com/trademarks for more information. 23-PRG-83083-EN

cellsignal.com/newproducts

 **Cell Signaling**
TECHNOLOGY®